

SNSP-A2XP-AUS

THE ORIGINAL
Micro Machines
SCALE MINIATURES

2
TURBO TOURNAMENT



SUPER NINTENDO
ENTERTAINMENT SYSTEM

PAL VERSION

INSTRUCTION
BOOKLET

Codemasters

ocean



The logo for Micro Machines 2 Turbo Tournament. At the top, a purple circle contains the text "THE ORIGINAL" in yellow. Below this, the words "Micro Machines" are written in a large, stylized, italicized font with a blue and white gradient and a black outline. A yellow banner with a blue border is positioned above the text. Below "Micro Machines", a purple circle contains the text "SCALE MINIATURES" in yellow. Underneath this is a large, stylized number "2" in blue and green, with a white swoosh. At the bottom, the words "TURBO TOURNAMENT" are written in a bold, blue, blocky font with a black outline. A small "TM" trademark symbol is located to the right of the "2" and to the right of "TOURNAMENT".

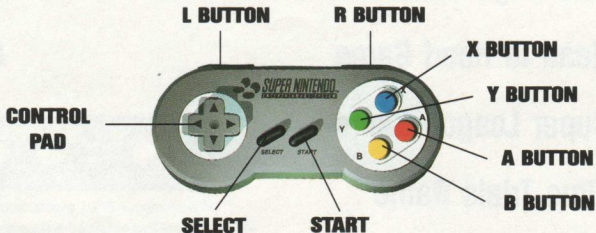
CONTENTS

Game Play Controls	2
Starting the Game	4
Challenge Game	5
Head to Head Game	6
Super League Game	6
Time Trials Game	7
Single Race Game	8
Tournaments	9
Knockout	10
Special Features	10

GETTING STARTED

1. Flip OFF the power switch on your Super Nintendo Entertainment System™.
WARNING: Never try to insert or remove a game pak when the power is ON.
2. Make sure a Controller is plugged into controller socket 1 on the Super NES™.
3. Insert the game pak into the slot on the Super NES™. Press firmly to lock the game pak in place.
4. Turn ON the power switch.

GAME PLAY CONTROLS



The main controls are simple, but will take time to get used to...

LEFT	Turns vehicle anti-clockwise
RIGHT	Turns vehicle clockwise
Y-X BUTTON	Brake (will also reverse when you have stopped)
A-B BUTTON	Accelerate

When flying helicopters...

UP	Move helicopter LOWER
DOWN	Move helicopter HIGHER

Any time...

START To pause game. Press again to un-pause.

Pad Share Option

Even if you don't have 2-4 joypads you can enjoy a 2-4 player game, by using the pad share option. This option is automatically active if there are only 1 or 2 joypads plugged in.

Player A

Left	Down
Right	Up
Up	Left
Down	Right
Select	Start
L Button	Brake

Player B

A Button	Down
Y Button	Up
B Button	Left
X Button	Right
Start	Start
R Button	Brake

Note: When Pad share is enabled the vehicles automatically accelerate.

STARTING THE GAME

FIRST, Choose the type of race...

When a menu screen is shown press UP and DOWN to move the arrow cursor. When you have moved to the desired choice press START. If you choose an option accidentally press RESET on your SNES.

- 1 PLAYER CHALLENGE
- HEAD TO HEAD *
- SUPER LEAGUE *
- TIME TRIAL



- 2 PLAYER SINGLE RACE
- 3 PLAYER TOURNAMENTS
- 4 PLAYER TIME TRIAL
- 4 PLAYER
- TEAMS



KNOCKOUT

* for experts only

NEXT, Choose a Driver

Use UP and DOWN to move between the 16 drivers available. Their different skills and styles only affect them when they are opponents controlled by the computer - not when you are driving them, so just choose the one you like the look of.





Bruno



Cherry



Jethro



Edina



Jeremy

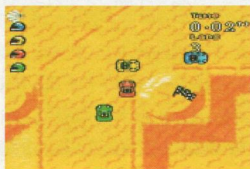


Delora

You will then be given the option to change the name of the driver to your own.

THEN, Play the Game...

CHALLENGE GAME



You will be racing against three other drivers, controlled by the computer in a three lap race. If you finish third or fourth you will lose a life and will have to try again. If you finish in first or second place you will move on to the next race, in a new vehicle and on a new course. There are 25 races in this game, and only the greatest players will be able to become the Challenge Champion.

You can play for extra lives if you manage to come first three times in a row. If you do this you will be given the chance to win a bonus life by playing the Monster Truck bonus game! Collect the number of vehicles shown before the time runs out.

If you manage to get an exceptionally good lap time on one of the first 10 levels you will be an "Auto Winner" and will not have to finish the race. Look out for hidden power-ups including extra lives.

HEAD TO HEAD GAME



You race on the same set of 25 courses as in the Challenge game, but this time against only one other driver which is controlled by the computer. To win the race you need to get ahead of your opponent. Each time you manage to drive off the edge of the screen a BONUS point will be awarded to the player who has travelled furthest along the track. One of the coloured lights in the top left corner of the screen will change to the colour of the BONUS winner. The driver who has all eight lights lit, or the most lights after 3 laps, wins the contest. If you lose, you will lose a life and get to try again. If you win, you will move on to the next contest, against a new and tougher opponent.

SUPER LEAGUE GAME



There are four divisions, you start in the bottom one, the 4th (sorry!). Each season consists of four races of three laps against the other players in your division, who are controlled by the computer. After each race you are awarded points depending on your finishing position:

- 4 points for First place
- 3 points for Second place


2 points for Third place

1 point for last place

At the end of the season the players with the most points in each division are promoted to the next higher division, and the players with the least points are relegated to the next lower division.

Can you make it to the top of the first division? How few seasons can you do it in?


TIME TRIALS GAME



First select your course. Press LEFT or RIGHT to move through the different options, and START when you see the one you want. Now select the number of laps in each race, 1 or 3. The race begins, and you are on your own - against the clock. Your current time is shown on-screen, along with the record for that session. Practice makes perfect, and even astonishing records can be beaten! Some Time Trial courses have a Shadow Racer, so that you can race again and again and constantly compare your performance with the best so far, to improve yourself and perfect certain tracks. The shadow follows the path of the best driver this session for the current course only, This is not necessarily the all-time record as the shadows movement is not recorded from one session to the next.


If you make a mistake in a record attempt and want to quit the race, press START followed by SELECT.

SINGLE RACE GAME



First select your course. Press LEFT or RIGHT to move through the different options, and START when you see the one you want. The race is a series of rounds, ending with one car (or team) winning a BONUS. When each round starts the vehicles are near the middle of the screen. As the vehicles drive they will get further apart. When a vehicle goes off the edge of the screen he will be excluded from the round unless he has travelled further along the track than the other car(s). As soon as only one vehicle (or team) remains in the race, the round is over.

The vehicles (or teams) each have their own status lights shown on the screen, which change after each bonus round, depending on the finishing positions. These work slightly differently depending on the number of players -



Number of players	Position of lights on screen	Lights change, for finishing position			
		1st	2nd	3rd	4th
2 Player	Top left corner	+1	-1		
3 Player	Top left corner	+1		-1	
4 Player	Each corner	+2	+1	-1	-2
4 Player Teams	Top left corner	+1	-1		

The race is over when...

2 Player

one vehicle changes all the lights to his colour, or one player has more lights his colour than the other after 3 laps. If they are equal after three laps then a Play-Off will start - the next point wins the game!

3 Player

one vehicle turns all his lights on.

4 Player

one vehicle turns all his lights on. To get the top light to change colour you need to come first - second is not good enough!

4 Player Teams

one team changes all the lights to his colour.

TOURNAMENTS



Choose the type of tournament.

Tournament

ROOKIE RACES

MEGA MIX

PRO TOURNAMENT

Theme

Beginners tournament

Varied selection of vehicles

Some of the fastest and most difficult courses

Each tournament takes you through a fixed series of races, along the appropriate theme. Each race is played in the same way as a Single Race, and the tournament winner is the first driver to get three wins under his belt.

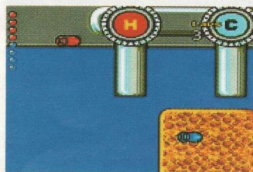
KNOCKOUT



Choose the number of players, from 4 to 16, then choose the drivers. The tournament takes place over 2 to 4 rounds, depending on the number of players. At the start of each round you can select your course. Press LEFT or RIGHT to move through the different options, and START when you see the one you want.

The game consists of a series of races, each with two drivers racing against each other, in the same way as a Single Race. The winner gets through to the next round, the loser is out of the tournament.

SPECIAL FEATURES



Quick start-offs

At the start of each race you will hear three horns, the last being a higher pitch. The cars can start the moment the third horn sounds. You can rev your engine before this moment by pressing your

accelerator button, but the timing is critical for the best get-away. If your revs are too high when the race begins your wheels will spin and you will lose grip for a while, making a slow start. If you accelerate too late you won't get the maximum "kick".

Controller Allocation

For ease of use the game does not distinguish between the four different control ports, so player one can be plugged into Control Port 3 for example. The controllers are allocated to players when the Drivers are chosen - whoever presses START becomes the player in question.

Points...


After each race in the 2, 3 and 4 player games points are awarded to the drivers depending on their finishing positions.

	1st	2nd	3rd	4th
2 Player	30	0		
3 Player	30	15	0	
4 Player	30	20	10	0
4 Player Teams	15+15	0+0		

During each game-play session the total points score for each driver is recorded, along with the number of races in which he has competed. This way you can play whatever mix of 2, 3 and 4 player races you choose, and as long as everyone takes part in the same number of races, you will have an accurate measure of who is doing the best.

Why not make up your own competitions, such as:
"First to 500 points, loser chooses the next course."
or "First to get 100 points ahead, race each course in turn."

© Codemasters Software Company Ltd. 1995. All Rights Reserved.

Codemasters™ 



OCEAN EUROPE LTD.

Proudly distributed by



**ROADSHOW
NEW MEDIA**

4th Floor, The Merlin Centre,
235 Pyrmont Street, Pyrmont,
NSW 2009 Australia.

© Codemasters, 1995. Codemasters™ is a registered trademark of Codemasters Software Company Limited. Micro Machines™ is a registered trademark owned by Lewis Galoob Toys, Inc. Ocean Software Limited is using the Micro Machines trademark for this product pursuant to a licence. Ocean Software is not affiliated with Lewis Galoob Toys, Inc.

PRINTED IN JAPAN